

(1)(a) Statement showing Shareholding Pattern

Name of the Company:

SHREE NIDHI TRADING CO. LTD.

Scrp Code, Name of the scrip, class of security:

29319, SHREE NIDHI TRADING CO. LTD, EQUITY

Quarter Ended

31.12.2012

| Partly paid-up shares:- | No. of partly paid-up shares | As a % of total no. of partly paid-up shares | As a % of total no. of shares of the company |
|--|-------------------------------|---|--|
| Held by promoter/promoter group | N.A. | N.A. | N.A. |
| Held by public | N.A. | N.A. | N.A. |
| Total | N.A. | N.A. | N.A. |
| Outstanding convertible securities:- | No. of outstanding securities | As a % of total No. of outstanding convertible securities | As a % of total no. of shares of the company, assuming full conversion of the convertible securities |
| Held by promoter/promoter group | N.A. | N.A. | N.A. |
| Held by public | N.A. | N.A. | N.A. |
| Total | N.A. | N.A. | N.A. |
| Warrants:- | No. of warrants | As a % of total no. of warrants | As a % of total no. of shares of the company, assuming full conversion of the warrants |
| Held by promoter/promoter group | N.A. | N.A. | N.A. |
| Held by public | N.A. | N.A. | N.A. |
| Total | N.A. | N.A. | N.A. |
| Total paid-up capital of the company assuming full conversation of warrants and convertible securities | 7793700 | | |

SHREE NIDHI TRADING COMPANY LIMITED


Director

| Category Code | Category of Shareholder | No of Shareholders | Total No. of Shares | Number of Shares held in dematerialized form | Total Shareholding as a percentage of total number of Shares (A+B) (vi) | As a percentage of Shares (A+B+C) (vii) | Shares pledged or otherwise encumbered Number of Shares (viii) | As a Percentage (ix) = (viii)/(iv)*100 |
|---------------|---|--------------------|---------------------|--|---|---|--|--|
| (A) | Shareholding of Promoter and Promoter Group | | | | | | | |
| (1) | (ii) | (iii) | (iv) | (v) | (vi) | (vii) | (viii) | (ix) |
| (1) | Indian | | | | | | | |
| (a) | Individuals/Hindu Undivided Family | 0 | 0 | 0 | 0.00 | 0.00 | 0.00 | 0.00 |
| (b) | Central Government/ State Government (S) | 0 | 0 | 0 | 0.00 | 0.00 | 0.00 | 0.00 |
| (c) | Bodies Corporate | 0 | 0 | 0 | 0.00 | 0.00 | 0.00 | 0.00 |
| (d) | Financial Institutions/ Banks | 0 | 0 | 0 | 0.00 | 0.00 | 0.00 | 0.00 |
| (e) | Any Other (specify) | 0 | 0 | 0 | 0.00 | 0.00 | 0.00 | 0.00 |
| | Sub-Total (A) (1) | 0 | 0 | 0 | 0.00 | 0.00 | 0.00 | 0.00 |
| (2) | Foreign | | | | | | | |
| (a) | Individuals(Non resident Individuals/Foreign Individuals) | 0 | 0 | 0 | 0.00 | 0.00 | 0.00 | 0.00 |
| (b) | Bodies Corporate | 0 | 0 | 0 | 0.00 | 0.00 | 0.00 | 0.00 |
| (c) | Institutions | 0 | 0 | 0 | 0.00 | 0.00 | 0.00 | 0.00 |
| (d) | Qualified Foreign Investors | 0 | 0 | 0 | 0.00 | 0.00 | 0.00 | 0.00 |
| (e) | Any Other (specify) | 0 | 0 | 0 | 0.00 | 0.00 | 0.00 | 0.00 |
| | Sub-Total (A) (2) | 0 | 0 | 0 | 0.00 | 0.00 | 0.00 | 0.00 |
| | Total Shareholding of Promoter and Promoter Group A=(A)(1)+(A)(2) | 0 | 0 | 0 | 0.00 | 0.00 | 0.00 | 0.00 |
| (B) | Public Shareholding | | | | | | | |
| (1) | Institutions | | | | | | | |
| (a) | Mutual Funds/UTI | 0 | 0 | 0 | 0.00 | 0.00 | 0.00 | 0.00 |
| (b) | Financial Institution/Banks | 0 | 0 | 0 | 0.00 | 0.00 | 0.00 | 0.00 |
| (c) | Central Government/State Government(s) | 0 | 0 | 0 | 0.00 | 0.00 | 0.00 | 0.00 |


SHILE NIHI TRADING COMPANY



D.

| | | | | | | | | | |
|--------|---|-----|---------|---------|--------|--------|------|------|------|
| (d) | Venture Capital Funds | 0 | 0 | 0 | 0.00 | 0.00 | 0.00 | 0.00 | 0.00 |
| (e) | Insurance Companies | 0 | 0 | 0 | 0.00 | 0.00 | 0.00 | 0.00 | 0.00 |
| (f) | Foreign Institutional Investors | 0 | 0 | 0 | 0.00 | 0.00 | 0.00 | 0.00 | 0.00 |
| (g) | Foreign Venture Capital Investors | 0 | 0 | 0 | 0.00 | 0.00 | 0.00 | 0.00 | 0.00 |
| (h) | Qualified Foreign Investors | 0 | 0 | 0 | 0.00 | 0.00 | 0.00 | 0.00 | 0.00 |
| (h) | Any Other | 0 | 0 | 0 | 0.00 | 0.00 | 0.00 | 0.00 | 0.00 |
| | Sub-Total (B) (1) | 0 | 0 | 0 | 0.00 | 0.00 | 0.00 | 0.00 | 0.00 |
| (2) | Non Institutions | | | | | | | | |
| (a) | Bodies Corporate | 158 | 4817275 | 4787725 | 61.81 | 61.81 | 0.00 | 0.00 | 0.00 |
| (b) | Individuals: i) Individual shareholders holding nominal share capital up to Rs. 1 Lakh | 443 | 1254617 | 1207067 | 16.10 | 16.10 | 0.00 | 0.00 | 0.00 |
| | ii) Individual shareholders holding nominal share capital in excess of Rs. 1 Lakh. | 48 | 1720958 | 1639958 | 22.08 | 22.08 | 0.00 | 0.00 | 0.00 |
| (c) | Qualified Foreign Investor | 0 | 0 | 0 | 0.00 | 0.00 | 0.00 | 0.00 | 0.00 |
| (d) | Any Others | 0 | 0 | 0 | 0.00 | 0.00 | 0.00 | 0.00 | 0.00 |
| (d i) | Trust | 1 | 600 | 600 | 0.01 | 0.01 | 0.00 | 0.00 | 0.00 |
| (c ii) | Clearing Member | 1 | 250 | 250 | 0.00 | 0.00 | 0.00 | 0.00 | 0.00 |
| | Sub-Total (B) (2) | 651 | 7793700 | 7691600 | 100.00 | 100.00 | 0.00 | 0.00 | 0.00 |
| | Total Public Shareholding B=(B)(1)+(B)(2) | 651 | 7793700 | 7691600 | 100.00 | 100.00 | 0.00 | 0.00 | 0.00 |
| | Total (A)+(B) | 651 | 7793700 | 7691600 | 100.00 | 100.00 | 0.00 | 0.00 | 0.00 |
| (C) | Shares held by Custodians and against which Depository Receipts have been issued. | 0 | 0 | 0 | 0.00 | 0.00 | 0.00 | 0.00 | 0.00 |
| | GRAND TOTAL (A)+(B)+(C) | 651 | 7793700 | 7691600 | 100.00 | 100.00 | 0.00 | 0.00 | 0.00 |

SHREE NIDHI TRADING COMPANY LIMITED


Director

(1)(b) Statement showing holding of securities (including shares, warrants convertible securities) of persons belonging to the category "Promoter and Promoter Group"

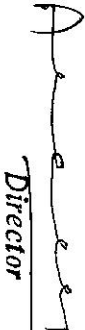
| Sr. No. | Name of the shareholder | Details of Shares held | | | Encumbered shares (*) | | | Details of warrants | | | Details of convertible securities | | | Total shares (including underlying shares assuming full conversion of warrants and convertible securities) as a % of diluted share capital |
|---------|-------------------------|------------------------|---|----------|--|--|--------------------------------|--|---|--|-----------------------------------|-----|-----|--|
| | | No. of shares held | As a % of grand total (A) + (B) + (C) (V) | No. (VI) | As a percentage (VII) = (VI) / (III) * 100 | As a % of grand total (A) + (B) + (C) of sub-clause (1)(a) (VII) | Number of warrants held (VIII) | As a % total number of warrants of the same class (IX) | Number of convertible securities held (X) | As a % total number of convertible securities of the same class (XI) | (XII) | | | |
| (i) | (ii) | | | | | | | | | | | | | |
| | | NIL | NIL | NIL | NIL | NIL | NIL | NIL | NIL | NIL | NIL | NIL | NIL | NIL |
| | Total | NIL | NIL | NIL | NIL | NIL | NIL | NIL | NIL | NIL | NIL | NIL | NIL | NIL |

(*) The term "encumbrance" has the same meaning as assigned to it in regulation 28(3) of the SAST Regulations, 2011

(1)(c) Statement showing holding of securities (including shares, warrants, convertible securities) of persons belonging to the category "Public" and holding more than 1% of the total number of shares

| Sr. No. | Name of the shareholder | Number of Shares held | Shares as a percentage of total number of shares (i.e., Grand Total (A)+(B)+C) indicated in Statement at para (1)(a) | Details of warrants | | | Details of convertible securities | | | Total Shares (including underlying full shares assuming full conversion of warrants and convertible securities) as a % of diluted share capital |
|---------|------------------------------------|-----------------------|--|-------------------------|---|---------------------------------------|--|-------|--|---|
| | | | | Number of warrants held | As a % total number of warrants of the same class | Number of convertible securities held | % w.r.t total number of convertible securities of the same class | | | |
| 1 | ADVANCE FABRICATION PVT. LTD. | 96289 | 1.24 | 0.00 | 0.00 | 0.00 | 0.00 | 1.24 | | |
| 2 | ANJANI VANIJYA (P) LTD. | 184000 | 2.36 | 0.00 | 0.00 | 0.00 | 0.00 | 2.36 | | |
| 3 | ANUSHREE TRADELINK PVT.LTD. | 145944 | 1.87 | 0.00 | 0.00 | 0.00 | 0.00 | 1.87 | | |
| 4 | APARNAA COMMODITIES PVT.LTD. | 182674 | 2.34 | 0.00 | 0.00 | 0.00 | 0.00 | 2.34 | | |
| 5 | EDMOND COMMERCIAL PVT.LTD. | 206863 | 2.65 | 0.00 | 0.00 | 0.00 | 0.00 | 2.65 | | |
| 6 | ELLA FINETEX CO PVT.LTD. | 112300 | 1.44 | 0.00 | 0.00 | 0.00 | 0.00 | 1.44 | | |
| 7 | EXCEL WIRE PRODUCTS PVT. LTD. | 109700 | 1.41 | 0.00 | 0.00 | 0.00 | 0.00 | 1.41 | | |
| 8 | GULISTAN VANIJYA PVT.LTD. | 90770 | 1.16 | 0.00 | 0.00 | 0.00 | 0.00 | 1.16 | | |
| 9 | INNOVA AUTO DISTRIBUTORS PVT. LTD. | 78111 | 1.00 | 0.00 | 0.00 | 0.00 | 0.00 | 1.00 | | |
| 10 | KARIKISH VYAPAR PVT.LTD. | 86950 | 1.12 | 0.00 | 0.00 | 0.00 | 0.00 | 1.12 | | |
| 11 | PETUNIA IKADES PVT.LTD. | 90104 | 1.16 | 0.00 | 0.00 | 0.00 | 0.00 | 1.16 | | |
| 12 | PNC CAPITAL TRUST LTD. | 89600 | 1.15 | 0.00 | 0.00 | 0.00 | 0.00 | 1.15 | | |
| 13 | PRU FINANCE PVT.LTD. | 83200 | 1.07 | 0.00 | 0.00 | 0.00 | 0.00 | 1.07 | | |
| 14 | SCOPE VYAPAR PVT.LTD. | 188518 | 2.42 | 0.00 | 0.00 | 0.00 | 0.00 | 2.42 | | |
| 15 | SRI JAN VYAPAR PVT.LTD. | 369499 | 4.74 | 0.00 | 0.00 | 0.00 | 0.00 | 4.74 | | |
| 16 | SUGAM COMMERCIAL PVT.LTD. | 137351 | 1.76 | 0.00 | 0.00 | 0.00 | 0.00 | 1.76 | | |
| 17 | SUN FLOWER VINIMAY PVT.LTD. | 133052 | 1.71 | 0.00 | 0.00 | 0.00 | 0.00 | 1.71 | | |
| 18 | WONDER VINIMAY PVT.LTD. | 269275 | 3.46 | 0.00 | 0.00 | 0.00 | 0.00 | 3.46 | | |
| 19 | HEMLATA SUDHAKAR SHETTY | 194000 | 2.49 | 0.00 | 0.00 | 0.00 | 0.00 | 2.49 | | |
| 20 | N.K. TIWARY | 79640 | 1.02 | 0.00 | 0.00 | 0.00 | 0.00 | 1.02 | | |
| 21 | RAJENDRA PRASAD SHAH | 178400 | 2.29 | 0.00 | 0.00 | 0.00 | 0.00 | 2.29 | | |
| 22 | SAJIAN KUMAR SARASWAT | 150000 | 1.92 | 0.00 | 0.00 | 0.00 | 0.00 | 1.92 | | |
| | Total | 3256240 | 41.78 | 0.00 | 0.00 | 0.00 | 0.00 | 41.78 | | |

SRIREE NIDHI TRADING COMPANY LIMITED



Director

(1)(k)(i) Statement showing holding of securities (including shares, warrants, convertible securities) of persons (together with PAC) belonging to the category "Public" and holding more than 5% of the total number of shares of the company

| Sl. No. | Name(s) of the shareholder(s) and the Persons Acting in Concert (PAC) with them | Number of Shares | Shares as a percentage of total number of shares (A)+(B)+(C) indicated in Statement at para (1)(a) above | Details of warrants | | Details of convertible securities held | | Total shares (including underlying shares assuming conversion of warrants and convertible securities) as a % diluted share capital |
|--------------|---|------------------|--|---------------------|---|--|---|--|
| | | | | Number of warrants | As a % total number of warrants of the same class | Number of convertible securities held | % w.r.t. total number of convertible securities of the same class | |
| | NIL | NIL | NIL | NIL | NIL | NIL | NIL | NIL |
| Total | | NIL | NIL | NIL | NIL | NIL | NIL | NIL |

(1) (d) Statement showing details of locked-in shares.

| Sl. No | Name of the Shareholder | Number of locked-in shares | Locked-in shares as a percentage of total number of shares (i.e. Grand Total (A)+(B)+(C) indicated in statement at para (1) (a) above) | Promoter/Promoter Group/Public |
|--------------|-------------------------|----------------------------|--|--------------------------------|
| 1 | NIL | NIL | NIL | NIL |
| Total | | NIL | NIL | NIL |


(11) (a) Statement showing details of Depository Receipts (DRs)

| Sl.No | Type of outstanding DR (ADRs, GDRs, SDRs, etc.) | Number of outstanding DRs | No of shares underlying outstanding DRs | Shares underlying outstanding DRs as a percentage of total number of shares (i.e Grand total (A)+(B)+(C) indicated in Statement at para (1) (a) above) |
|--------------|---|---------------------------|---|--|
| 1 | NIL | NIL | NIL | NIL |
| Total | | NIL | NIL | NIL |

(11) (b) Statement showing holding of Depository Receipts (DRs), where underlying shares held by 'promoter/promoter group' are in excess of 1% of the total number of shares

| Sl.No | Name of the DR Holder | Type of outstanding DR (ADRs, GDRs, SDRs, etc.) | No. of shares underlying outstanding DRs | Shares underlying outstanding DRs as a percentage of total number of shares (i.e Grand total (A)+(B)+(C) indicated in statement at para (1) (a) above) |
|--------------|-----------------------|---|--|--|
| 1 | NIL | NIL | NIL | NIL |
| Total | | NIL | NIL | NIL |


SHREE MIDHI TRADING COMPANY LIMITED


Director

| (III)(a) | Statement showing the voting pattern of shareholders, if more than one class of shares/securities is issued by the issuer. | | | | | NOT APPLICABLE | |
|---------------|--|--|--------------|-------------|--------------------------------|--------------------------------|-----------------------------------|
| | Name of the Company : | | | | | | |
| Category Code | Category of Shareholder | Number of Voting Rights held in each class of securities | | | Total Voting Rights (III+IV+V) | Total Voting rights i.e. (VI) | |
| | | Class X (III) | Class Y (IV) | Class Z (V) | | As a percentage of (A+B) (VII) | As a percentage of (A+B+C) (VIII) |
| (I) | (II) | | | | (VI) | (VII) | (VIII) |
| (A) | Promoter and Promoter Group | | | | | | |
| (1) | Indian | | | | | | |
| (a) | Individuals/Hindu Undivided Family | | | | | | |
| (b) | Central Government/State Government(s) | | | | | | |
| (c) | Bodies Corporate | | | | | | |
| (d) | Financial Institutions/Banks | | | | | | |
| (e) | Any Other (specify) | | | | | | |
| | Sub-Total (A) (1) | | | | | | |
| (2) | Foreign | | | | | | |
| (a) | Individuals (Non-Resident Individuals/ Foreign Individuals) | | | | | | |
| (b) | Bodies Corporate | | | | | | |
| (c) | Institutions | | | | | | |
| (d) | Any Other (specify) | | | | | | |
| | Sub-Total (A) (2) | | | | | | |
| | Total Shareholding of Promoter and Promoter Group (A)=(A)(1)+(A)(2) | | | | | | |
| (B) | Public Shareholding | | | | | | |
| (1) | Institutions | | | | | | |
| (a) | Mutual Funds/UTI | | | | | | |
| (b) | Financial Institutions/Banks | | | | | | |
| (c) | Central Government/State Government(s) | | | | | | |
| (d) | Venture Capital Funds | | | | | | |
| (e) | Insurance Companies | | | | | | |
| (f) | Foreign Institutional Investors | | | | | | |
| (g) | Foreign Venture Capital Investors | | | | | | |
| (h) | Any Other (specify) | | | | | | |
| | Sub-Total (B) (1) | | | | | | |
| (2) | Non-Institutions | | | | | | |
| (a) | Bodies Corporate | | | | | | |
| (b) | Individuals - | | | | | | |
| | i. Individual shareholders holding nominal share capital to Rs.1 Lakh. | | | | | | |
| | ii. Individual shareholders holding nominal share capital in excess of Rs.1 Lakh. | | | | | | |
| © | Any Other (specify) | | | | | | |
| | Sub Total (B)(2) | | | | | | |
| | Total Public Shareholding (B)=(B)(1)+(B)(2) | | | | | | |
| | TOTAL (A)+(B) | | | | | | |
| (C) | Shares held by Custodians and against which Depository Receipts have been issued | | | | | | |
| | GRAND TOTAL (A)+(B)+(C) | | | | | | |

Note : Class X : Equity Shares
Class Y : Preference Shares
Class Z : Unclassified Shares

SHREE NIDHI TRADING COMPANY LIMITED


Director